



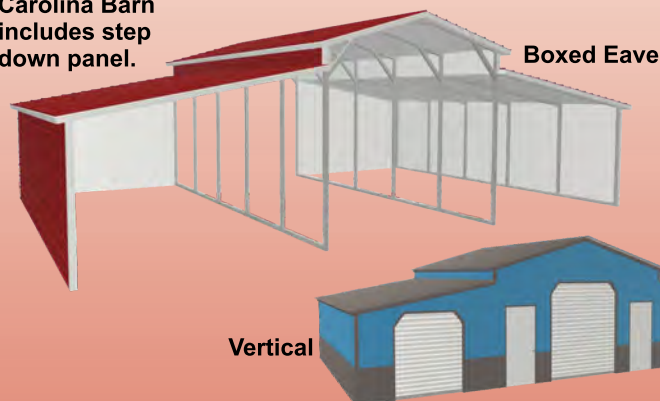
QUALITY IS OUR FIRST PRIORITY

BARN BUILDINGS


12' to 24' Wide - Up to 13/16' Height - Any Length

Carolina

Carolina Barn includes step down panel.



Seneca



Horse



Base price is for top only
All units start with a side height of 9' on main unit and 6' on lean-to's.

ALL BUILDINGS

INCLUDE:

Free Certification on all units installed on concrete.

- 29 Gauge Roofing
- Braces on Every Leg 8' or Taller
- 5' Centers
- Cement Anchors

- All barns have 12' wide lean-to's.
- Buildings over 36' long must be vertical roof style.
- Land must be level prior to installation.
- Main units that are 15'-16' in height require a telescopic forklift.

20 YEAR Limited Rust Through Warranty on:

- Panels for Vertical Roofs Up To Any Length
- Regular and Boxed Eaves Up To 31'
- Framing 12ga. 2 1/4"

10 Year Warranty on 14ga. 2 1/2" Framing

Standard Heights 9'6" - 16'13"

Standard Heights 9'6" - 16'13"

Standard Heights 9'6" - 14'11"

CAROLINA	36' WIDE	42' WIDE	44' WIDE	46' WIDE	48' WIDE
21' Boxed Eave	\$3660.00	\$3760.00	\$3960.00	\$4160.00	\$4360.00
21' Vertical	\$4060.00	\$4160.00	\$4360.00	\$4660.00	\$4760.00
26' Boxed Eave	\$4600.00	\$4725.00	\$4975.00	\$5225.00	\$5475.00
26' Vertical	\$5100.00	\$5225.00	\$5475.00	\$5850.00	\$5975.00
31' Boxed Eave	\$5530.00	\$5680.00	\$5980.00	\$6280.00	\$6580.00
31' Vertical	\$6130.00	\$6280.00	\$6580.00	\$7030.00	\$7180.00
36' Boxed Eave	\$6455.00	\$6630.00	\$6980.00	\$7330.00	\$7680.00
36' Vertical	\$7155.00	\$7330.00	\$7680.00	\$8205.00	\$8385.00
41' Vertical	\$8220.00	\$8420.00	\$8820.00	\$9420.00	\$9620.00

SENECA	36' WIDE	42' WIDE	44' WIDE	46' WIDE	48' WIDE
21' Boxed Eave	\$3470.00	\$3570.00	\$3770.00	\$3970.00	\$4170.00
21' Vertical	\$3870.00	\$3970.00	\$4170.00	\$4470.00	\$4570.00
26' Boxed Eave	\$4370.00	\$4495.00	\$4745.00	\$4995.00	\$5245.00
26' Vertical	\$4870.00	\$4995.00	\$5245.00	\$5620.00	\$5745.00
31' Boxed Eave	\$5260.00	\$5410.00	\$5710.00	\$6010.00	\$6310.00
31' Vertical	\$5860.00	\$6010.00	\$6310.00	\$6760.00	\$6910.00
36' Boxed Eave	\$6150.00	\$6325.00	\$6675.00	\$7025.00	\$7375.00
36' Vertical	\$6850.00	\$7025.00	\$7375.00	\$7900.00	\$8075.00
41' Vertical	\$7840.00	\$8040.00	\$8440.00	\$9040.00	\$9240.00

HORSE	36' WIDE	42' WIDE	44' WIDE	46' WIDE	48' WIDE
21' Regular	\$3170.00	\$3270.00	\$3470.00	\$3670.00	\$3770.00
26' Regular	\$3995.00	\$3995.00	\$4295.00	\$4525.00	\$4695.00
31' Regular	\$4610.00	\$4710.00	\$5110.00	\$5370.00	\$5610.00
36' Regular	\$5225.00	\$5325.00	\$5825.00	\$6125.00	\$6325.00

1 YEAR WORKMANSHIP WARRANTY ON ALL BUILDINGS (Limited)

Frame Is 1 ft. Shorter Than Roof Length On All Buildings.

PLEASE NOTE THAT THE COLORS MAY VARY DUE TO THE PRINTING PROCESS.



Certified 150/30 14ga. Upgrade

Braces On All Legs, MHA (Ground) or Asphalt

9'-12' Single Leg, Single Base Rail.
13'-14' Single Leg, Single Base Rail, Reinforced.
15'-16' Double Leg, Double Base Rail. (see back for details)

www.carolinacarports.com

American Built

OPTIONS, ACCESSORIES AND EXTRAS

OPTIONS	21' LONG	26' LONG	31' LONG	36' LONG	41' LONG
150/30(9'6"-12'9" H)	\$300.00	\$350.00	\$400.00	\$450.00	\$500.00
150/30(13'10"-14'11" H)	\$400.00	\$450.00	\$500.00	\$550.00	\$600.00
12 GAUGE	\$300.00	\$350.00	\$400.00	\$450.00	\$500.00
J-TRIM	\$50.00	\$60.00	\$70.00	\$80.00	\$90.00
DELUXE TWO-TONE	\$500.00	\$600.00	\$700.00	\$800.00	\$900.00

SIDE HEIGHT	21' LONG	26' LONG	31' LONG	36' LONG	41' LONG
10'7" TALL	\$120.00	\$150.00	\$180.00	\$210.00	\$240.00
11'8" TALL	\$240.00	\$330.00	\$410.00	\$490.00	\$570.00
12'9" TALL	\$360.00	\$480.00	\$590.00	\$700.00	\$810.00
13'10" TALL	\$580.00	\$755.00	\$920.00	\$1,085.00	\$1,250.00
14'11" TALL	\$700.00	\$905.00	\$1,100.00	\$1,295.00	\$1,490.00
**15'12" TALL	\$1,910.00	\$2,360.00	\$2,790.00	\$3,220.00	\$3,650.00
**16'13" TALL	\$2,270.00	\$2,760.00	\$3,230.00	\$3,700.00	\$4,170.00

**Certification Includes MHA, Double Leg, Double Base Rail and Braces on Every Leg.

SIDE HEIGHT	20' LONG	25' LONG	30' LONG	35' LONG	40' LONG
6' TALL	\$360.00	\$440.00	\$520.00	\$580.00	\$720.00
7' TALL	\$450.00	\$550.00	\$650.00	\$725.00	\$900.00
8'- 9' TALL	\$540.00	\$660.00	\$780.00	\$870.00	\$1,080.00
10' TALL	\$630.00	\$770.00	\$910.00	\$1,015.00	\$1,260.00
11'- 12' TALL	\$720.00	\$880.00	\$1,040.00	\$1,160.00	\$1,440.00
13' TALL	\$810.00	\$990.00	\$1,170.00	\$1,305.00	\$1,620.00
14'- 15' TALL	\$900.00	\$1,100.00	\$1,300.00	\$1,450.00	\$1,800.00
16' TALL	\$990.00	\$1,210.00	\$1,430.00	\$1,595.00	\$1,980.00
VERTICAL SIDING (BOTH SIDES)	20' LONG	25' LONG	30' LONG	35' LONG	40' LONG
6'-10' TALL ADD	\$300.00	\$350.00	\$400.00	\$450.00	\$500.00
11'-15' TALL ADD	\$400.00	\$475.00	\$550.00	\$625.00	\$700.00
16' TALL ADD	\$500.00	\$600.00	\$700.00	\$800.00	\$900.00

NOTE: Inside and Outside Walls Must Be Charged Separately.

SIDE HEIGHT	36' WIDE	42' WIDE	44' WIDE	46' WIDE	48' WIDE
9'6" TALL	\$1,380.00	\$1,490.00	\$1,595.00	\$1,705.00	\$1,810.00
10'7" TALL	\$1,585.00	\$1,710.00	\$1,835.00	\$1,965.00	\$2,090.00
11'8" TALL	\$1,840.00	\$2,000.00	\$2,165.00	\$2,325.00	\$2,490.00
12'9" TALL	\$1,840.00	\$2,000.00	\$2,165.00	\$2,325.00	\$2,490.00
13'10" TALL	\$2,155.00	\$2,335.00	\$2,515.00	\$2,695.00	\$2,875.00
14'11" TALL	\$2,630.00	\$2,845.00	\$3,060.00	\$3,280.00	\$3,495.00
**15'12" TALL	\$2,630.00	\$2,845.00	\$3,060.00	\$3,280.00	\$3,495.00
**16'13" TALL	\$2,910.00	\$3,145.00	\$3,380.00	\$3,610.00	\$3,845.00
VERTICAL SIDING (PER END)	\$425.00	\$525.00	\$550.00	\$575.00	\$600.00

FOR ALL STATES (except Florida) CHECK YOU AREA FOR RESTRICTIONS

Prices subject to change without notice.

© 2020 Carolina Carports All Rights Reserved

V4

Garage Doors

P. Gray • Brown • Green • Barn Red • Beige • White

Uncertified and Certified

6' X 6'	\$400	6' X 6'	\$650
8' X 8'	\$500	8' X 8'	\$700
9' X 8'	\$550	9' X 8'	\$750
10' X 8'	\$600	10' X 8'	\$850
10' X 10'	\$700	10' X 10'	\$950
*12' X 12'	*\$1300	*12' X 12'	*\$1800
*14' X 14'	*\$2000	White Only	
*16' X 16'	*\$2400	*14' X 14'	\$2400
		*16' X 16'	\$2600

Chain Hoist \$275.00 Each *Included In Price

Building must be 2' taller than garage door when installed on the side for certified garage doors and 12'x12', 14'x14' and 16'x16' uncertified.

Gable End

Certified	Main \$210.00	Lean To \$105.00
Uncertified	Main \$180.00	Lean To \$90.00
Vertical Gable	Main \$50.00	Lean To \$25.00

Frameouts

45 Angle	\$80.00
(Plus Frameout Charge)	
Garage Door	\$125.00
Window	\$70.00
Walk-In Door	\$85.00

Panels 3' Width



21' Long	\$90.00
26' Long	\$110.00
31' Long	\$130.00
36' Long	\$145.00

Cut Panel Fee

21' Long	\$50.00
26' Long	\$60.00
31' Long	\$70.00
36' Long	\$80.00

Windows

\$170.00	\$200.00
30" X 30"	30" X 36"



Insulation

Double Bubble	\$1.00/sq ft
Woven R-17	\$2.00/sq ft

Walk-In Doors

36" X 80"	\$225.00
-----------	----------

Side Openings Up To 12'

Without Garage Door	\$225.00
---------------------	----------

End Openings

Without Garage Door	\$125.00
---------------------	----------

Side Openings Up To 12'

With Garage Door	\$125.00
------------------	----------